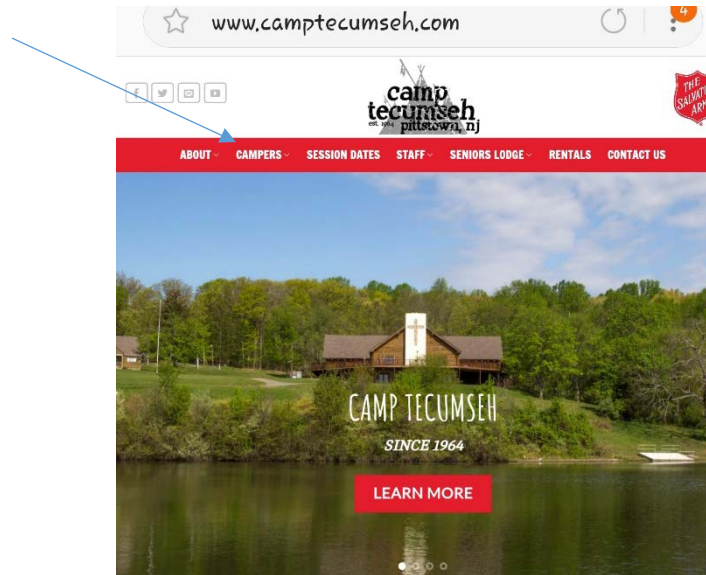


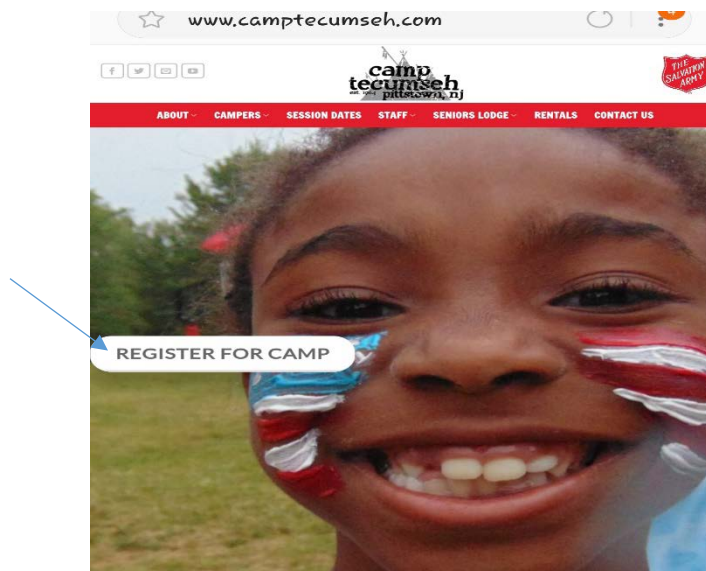
“Camp Tecumseh Application Website Instructions”

Parents: All Camp Tecumseh Applications will be done online going forward. Below are the step by step instructions to follow in order to register your child/children. If you have any questions, please contact the camp office at **908-851-8216** or email me at NJCampTecumseh@USE.SalvationArmy.org

1. **Open Internet Browser: Firefox or Google Chrome (make default browser)**
2. Go to Camptecumseh.com
3. Click on **Campers**



4. Scroll Down and Click on **Register for Camp** Button



- To create a **User Account**: Enter the Parent's First Name, Last Name, Email address and Relationship to child Legal Parental/Guardian, then click Continue.

tecumseh.campintouch.com

Camper Application

About You (Parent/Guardian)

Notice: Required fields have a dotted underline.

First Name **Last Name**
Email **Relationship**

[Continue](#)

[Privacy Policy](#)

Required fields are underlined red. These MUST be filled out in order to advance to the next portion of the application.

6. **Season:** Choose 2018 and fill out- How did you hear about us?

7. Fill out information for the first child and Click **Begin Application**.

tecumseh.campintouch.com

News My Account | Help | Log Out

Camper Application

Instructions

Season

Select a Season ▼

[Privacy Policy](#)

tecumseh.campintouch.com

News My Account | Help | Log Out

Camper Application

For Johnny Test Instructions

Season: 2018

Camper: Johnny Test

First Name: Johnny
Middle Name:
Last Name: Test
Nickname: Johnny
NAME CAMPER GOES BY:
Suffix: None
Gender: Male
Date of Birth: 04/07/2007
Grade: 5th
T-Shirt: Youth M

[Begin Application](#)

[Privacy Policy](#)

- Select **Session**- Sending Unit: Choose **Montclair**

tecumseh.campintouch.com

News My Account | Help | Log Out

Camper Application

For Lyla Leon Instructions

1 2 3 4 5

Select session

Sending Unit: SU Burlington County ▼

✔ Sports and Fitness Camp #1 Jul 18 - Jul 23 (9:30 AM - 10 AM)

Spaces left: 118

Campers will spend the week learning and competing in all sports possible. Soccer, Softball, Netball, Basketball, Fishing, Disc Golf, Football, Rugby, GA-Ga,...you name it we have it! In addition to team and individual competitions, campers will learn the importance of personal fitness, both physical and spiritual. Each camper will learn the good habits to develop to stay fit year-round.

✔ Sports and Fitness Camp #2 Jul 26 - Jul 31 (9:30 AM - 10 AM)

Spaces left: 120

Teen Camp:	Ages 13-16	June 25 to June 29	<u>Transportation Provided by The Salvation Army In Montclair. Call this number for details: Major Cheriann Stoops: 201-306-3172 Captain Scott See: 973-634-1755</u>
Music & Arts Camp	Ages 7-13	July 2 nd – 8 th	<u>Transportation Provided by The Salvation Army In Montclair. Call this number for details: Major Cheriann Stoops: 201-306-3172 Captain Scott See: 973-634-1755</u>
Sports & Fitness Camp #1:	Ages 7-12	July 18 to July 23	<u>Transportation Provided by The Salvation Army In Montclair. Call this number for details: Major Cheriann Stoops: 201-306-3172 Captain Scott See: 973-634-1755</u>
Adventure Academy	Ages 7-12	Aug. 3 – Aug. 8	<u>Transportation Provided by The Salvation Army In Montclair. Call this number for details: Major Cheriann Stoops: 201-306-3172 Captain Scott See: 973-634-1755</u>

**You may select up to 2 dates, however, this does not guarantee that your child will be enrolled for any or both sessions. This simply means you are applying and have an interest in your child(ren) attending sessions at Camp Tecumseh. The corresponding Field Representative in your area will inform you when your child has been enrolled and for which dates.

9. Fill out **Parent Information: 1st and 2nd Parent/Guardian, Emergency Contacts,** (If there are 2 separate households please include that as well) and then click Continue

Campers will only be released early to the parent/guardian noted above and/or to The Salvation Army's representative as noted below. An exception will be made with prior arrangement with the parent/guardian. Photo ID must be provided when picking up campers. In the case of unresolved disciplinary, medical or emotional problems a member/employee of the sponsoring agency may bring your child home. You will be notified beforehand.

Country	<input type="text" value="United States"/>	City	<input type="text" value="ELIZABETH"/>
Address	<input type="text" value="123 Mains Street"/> <input type="text" value="1ST FLOOR"/>	State	<input type="text" value="New Jersey"/>
Home Phone	<input type="text" value="123-456-7890"/> <small>EX: 528-555-1212</small>	Zip	<input type="text" value="07202"/>
Summer Phone	<input type="text" value="EX: 303-555-1212"/>		

Your Personal Information

First Name	<input type="text" value="Esther"/>	Last Name	<input type="text" value="Test"/>
Title	<input type="text" value="Undefined"/>	Suffix	<input type="text" value="None"/>
Relationship	<input type="text" value="Mother"/>	Marital Status	<input type="text" value="Married"/>
Work Phone	<input type="text" value="123-456-7890"/>	Login Email	<input type="text" value="7evalentin@gmail.com"/>
Cell Phone	<input type="text" value="123-789-2345"/>	Other Email	<input type="text"/>
Other Phone	<input type="text" value="123-345-5678"/>		

Second Parent/Guardian

First Name	<input type="text" value="Arturo"/>	Last Name	<input type="text" value="Test"/>
Title	<input type="text" value="Undefined"/>	Suffix	<input type="text" value="None"/>
Relationship	<input type="text" value="Father"/>	Marital Status	<input type="text" value="Married"/>
Work Phone	<input type="text" value="123-456-5678"/>	Login Email	<input type="text"/>
Cell Phone	<input type="text" value="123-456-7890"/>	Other Email	<input type="text"/>
Other Phone	<input type="text" value="098-765-5432"/>		

[Add another parent/guardian who resides at a different address](#)

Emergency Contacts

In the event you or another parent/guardian cannot be reached, please provide two alternate contacts.

	Name & Relationship	Telephone Number
Contact 1	<input type="text" value="Jon Doe (Uncle)"/> <small>JOHN DOE (UNCLE)</small>	<input type="text" value="908-789-8888"/> <small>303-555-7777</small>
Contact 2	<input type="text" value="Jack Grom"/>	<input type="text" value="908-890-8098"/>

[Back](#)

[Continue](#)

[Save for Later](#) Save your work and complete this form at a later time



10. Answer **general questions** about your child, please add detail. Type Parent name at the bottom and then click Continue

[News](#) [My Account](#) | [Help](#) | [Log Out](#)

Camper Application 27:57

for Lyla Leon [Instructions](#)

1 2 3 **4** 5

Briefly describe your child's relationship with other children

Briefly describe your child's relationship with teachers, group leaders, and/or other significant adults

Briefly describe any recent major changes in your family: (Such as separation, divorce, marriage, birth, death, illness, relocation)


What does your child expect from his/her camping experience

I understand that telephones are not available for campers to make or receive calls. Visits and/or phone calls can cause homesickness and disrupt your child's schedule. Camp will contact me if there is an emergency or a problem they cannot work out. In case of an emergency at home I will call the camp office.

Date

Esther Leon

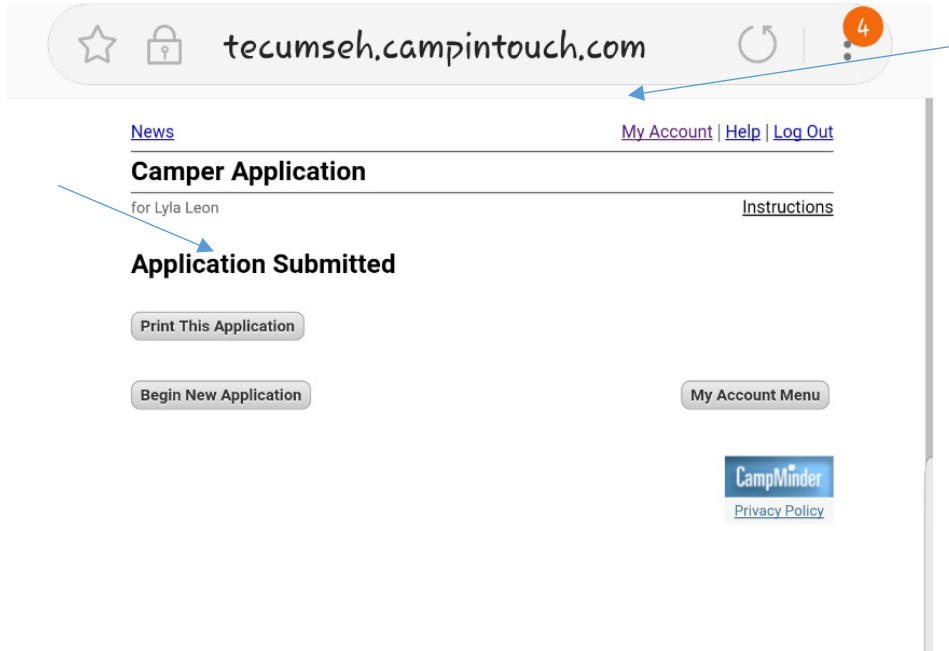
Save your work and complete this form at a later time

 [Privacy Policy](#)

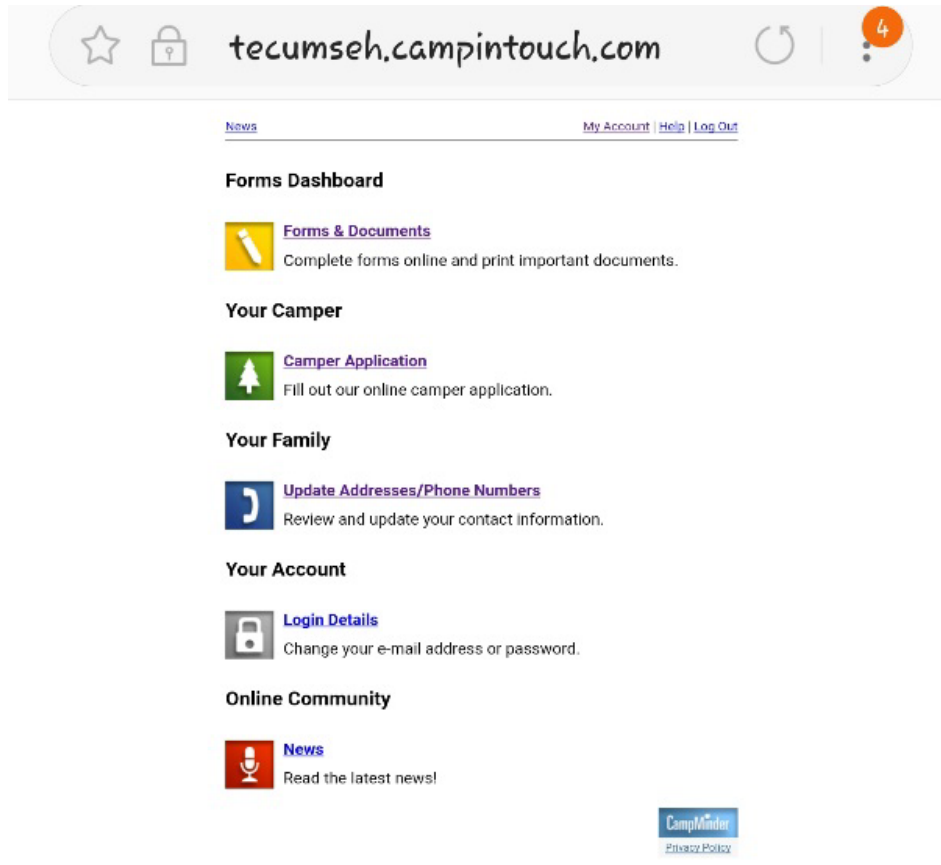
12. Upload image of **Camper Photo** (optional), Request **Cabin mate** (optional), and then click Continue

12. Read **Terms and Conditions**, Sign by checking off the box and typing in Parent name and click **Submit**

13. Print Application (optional- for your records) and Click on **My Account**



14. **Forms & Documents**- You will see a screen that includes all of the documents to be completed:



15. You will notice the **Camper Application** will be highlighted in **Green**. This means this portion of the application has been submitted and is complete.

The screenshot shows the website interface for tecumseh.campintouch.com. At the top, there is a navigation bar with a star icon, a lock icon, the website name, a refresh icon, and a notification bell with the number 4. Below the navigation bar, there are links for News, My Account, Help, and Log Out. The main heading is "Applications, Forms & Documents" with a dropdown menu for the Season set to 2018. A legend bar indicates icons for Online Form, Download PDF, Fax Back, Document PDF, and Mailed to You. A text instruction says "Click here to download all required paper forms".

Two sections are visible: "Johnny Test's Forms & Documents" and "Lyla Leon's Forms & Documents". Each section contains a table with columns for Form, Due, and Status. In both tables, the "Camper Application" row is highlighted in green and shows a status of "Rcvd. Apr 13, 2018" with a green dot icon. Other rows in the tables are marked as "Required" and have "UPLOAD" buttons.

At the bottom right of the page, there is a "CampMinder" logo and a "Privacy Policy" link.

16. Next click **Camper Behavior Contract**. Read all conditions and type in Parent name to sign. Have your child read and sign their name. Then, click **Submit** (the form will then be highlighted in **Green**).

tecumseh.campintouch.com

News My Account | Log In | Log Out

Camper Behavior Contract

Parent/Guardian Behavior Contract Section:

All Tecumseh Campers should strive to be caring, honest, respectful, and responsible. When inappropriate behavior occurs every effort will be made by the Camp Tecumseh staff to redirect camper behavior and to help find ways to resolve behavior problems. However, some behavior is not acceptable at camp and if not corrected will lead to immediate dismissal from camp. Such behavior includes, but is not limited to:

- Disregard for Camp Tecumseh rules and policies
- Rudeness and/or disrespectful language
- Refusal to follow Camp schedules and/or stay with the group
- Abuse or theft of Camp property
- Harassment or theft of other campers' personal property
- Physical, emotional, and/or verbal abuse to other campers/staff
- Inappropriate relationships with campers/staff
- Any other behavior that directly undermines the Mission of Camp Tecumseh

*Any child who, while attending Camp Tecumseh, vandalizes, damages, or otherwise destroys Camp Tecumseh equipment, and/or supplies, will be held responsible for making the appropriate repairs and amounts.

In such case where this type of behavior is unable to be corrected at Camp Tecumseh, the child will be removed from the camper population. The parent/guardian of the camper will then be contacted and will then be responsible to make arrangements to pick the child up from camp. These calls will be placed at any time day or night. Once the decision has been made to send a child home:

- It is non-negotiable. You will be responsible for the camper's removal from Camp Tecumseh.

I understand the above behavior expectations of Camp Tecumseh campers and am prepared to pick my child up from camp if undesirable and/or detrimental occurs.

Parent/Guardian Section

Parent Name: Date: 5/2/2014

Camper Behavior Contract Section:

The purpose of Camp Tecumseh is to learn about God and have fun. For this to happen, campers are expected to follow all camp rules and show respectful behavior at all times. Good camp behavior is like good school behavior and includes:

- Listening to and respecting staff members in charge
- Being respectful to others and using appropriate language
- Following the daily schedule and staying with the group
- Respecting the property of camp and the property of others with respect
- Only teaching and using items that belong to you (no sharing)
- No physical fighting, bullying, name calling, or teasing
- Not being involved in an inappropriate relationship with other campers or staff
- Following all camp rules at all times

If you make a choice to behave inappropriately, your counselor and other staff members will work with you to change any behavior problems. However, if the behavior continues, you will be removed from your cabin, your family will be called, and you may have to go home. Your family can be called any time of the day or night, and they will be responsible for picking you up immediately.

If you make the choice to follow the camp rules, you will have a GREAT week full of fun and learning about God.

I understand that if I follow the camp rules I will have a great week at camp. If I choose not to follow the camp rules, a call will be made to my family and I may have to go home.

Camper Section

Camper Name: Date: 5/2/2014

17. You may click on **Camper Photo** (optional) if you have not already done so.

18. Then click on **Health History**

tecumseh.campintouch.com

News My Account | Log In | Log Out

Health Form

For Johnny Lee, 2014 Session

1 2 3 4 5 6 7

Physical Health History

Please check all that apply.

Allergies/Medical History Previous Injuries

Back Problems Blood clotting Bleeding/Clotting Chest Pain (Chest Pain, Dizziness, etc.)

The Flu, Cold/Influenza Stomach Issues or Intestine Issues Head Injury Heart Murmur High Blood Pressure HIV

Immunodeficiency Joint Problems (Arthritis, Injury, etc.) Kidney Problems Low Blood Pressure Diabetes Other Issues Sleep Problems (Snoring, Apnea, etc.) Sleepwalking

Johnny has not had any of the above.

Are there any activities from which your child should be exempted or limited for health reasons? Yes No

Allergies

None Peanut/Almond Shellfish Eggs Dairy Wheat Soy Other

Asthma

Does Johnny have asthma? Yes No

Diabetes

Does Johnny have diabetes? Yes No

Recurring Health Issues

Does Johnny have any recurring or chronic health issues (frequent headaches, sinus infections, earaches, etc.)? Yes No

Operations and Serious Injuries

Has Johnny ever had an operation or serious injury? Yes No

Other Issues

Does Johnny have any other physical health issues? Yes No

Travel Outside of the United States

Has Johnny left the country in the last 6 months? Yes No

Save your work and complete the Health Form at a later time.

19. Fill out **Emergency Contacts, Health Care Providers, Health Insurance**, then click Continue

The screenshot shows the 'Health Form' for Johnny, dated for the 2018 season. It includes the following sections:

- Emergency Contacts:** A table with columns for Contact #, Name & Relationship, and Telephone Number. Contact 1 is Jon (Dad) with phone 908-785-5888. Contact 2 is Jack (Dad) with phone 908-870-8278.
- Health Care Providers:** A form with columns for Specialty, Name, and Telephone Number. There are empty input fields for each column and an 'Add another provider' button.
- Health Insurance:** A form asking if Johnny is covered by health insurance. It includes fields for Policy Holder's name, Social Security or Health Insurance #, Policy Holder's Birthdate, Relationship, Insurance Carrier, Carrier's Phone #, Policy Number, and Group Number. It also has a section for the insurer's claims processing address with fields for Country, Address, City, State, and Zip.

20. Fill out **Physical Health History, Allergies**, be sure to include any allergies and treatment, then click Continue

The screenshot shows the 'Physical Health History' and 'Allergies' sections of the 'Health Form' for Johnny. It includes the following sections:

- Physical Health History:** A section asking to check all that apply, with a grid of checkboxes for various conditions such as Asthma, Diabetes, Recurring Health Issues, Operations and Serious Injuries, and Other Issues.
- Allergies:** A table with columns for Allergen, Reaction & Treatment, and Date. There is one entry for 'Milk' with a reaction of 'Hives, Swelling, Difficulty Breathing' and a treatment of 'Antihistamines, Epinephrine, Corticosteroids'.

21. Fill out **Mental, Emotional, and Social Health, Family Changes, Homesickness**, then click Continue

The screenshot shows a web browser at tecumseh.campintouch.com. The page is titled "Health Form" for Johnny Test, 2018 Season. A progress bar at the top shows steps 1 through 7, with step 3 highlighted. The current section is "Mental, Emotional, and Social Health". It asks, "Has Johnny been diagnosed with any of the following?" and lists several conditions with checkboxes: Attention Deficit Disorder (ADD or AD/HD), Depression, Disordered Eating, Learning or Processing Challenge (disability), Obsessive-Compulsive Disorder, Other Mental, Emotional, or Social Health Issue, Panic, Anxiety Disorder, and Substance Abuse. The "Johnny has not had any of the above" option is selected. Below this is the "Family Changes" section, asking if Johnny has gone through any significant family changes (death, divorce, adoption, abuse, etc.), with "Yes" and "No" radio buttons. The "Homesickness" section asks if the user is concerned about Johnny's ability to cope with homesickness, also with "Yes" and "No" radio buttons. A yellow highlighted box contains the text "Add comments about your child's mental, emotional, or social health." At the bottom of the form are "Back" and "Continue" buttons, and a "Save for Later" button with the text "Save your work and complete the Health Form at a later time." The CampMinder logo is visible at the bottom right.

22. Fill out **Nutritional Profile**, then click Continue

The screenshot shows the same web browser at tecumseh.campintouch.com. The page is titled "Health Form" for Johnny Test, 2018 Season. The progress bar now shows step 4 highlighted. The current section is "Nutritional Profile". It asks, "Does Johnny have any dietary restrictions?" and lists several options with checkboxes: Kosher, No Dairy, No Eggs, No Fish, No Pork, No Poultry, No Red Meat, No Seafood, No Wheat, Vegan, and Vegetarian. The "Johnny does not have any dietary restrictions" option is selected. A yellow highlighted box contains the text "Add comments about your child's nutrition." At the bottom of the form are "Back" and "Continue" buttons, and a "Save for Later" button with the text "Save your work and complete the Health Form at a later time." The CampMinder logo is visible at the bottom right.

23. Fill out **Over the Counter Medication, Instructions for Minor Health Issues.** Please read over the over the counter medications as we do have them at camp as well and if a child is in need of them. **You are consenting YES or NO that we can provide that to them if need at camp.**

News My Account | Help | Log Out

Health Form

for Johnny Test, 2016 Season

1 2 3 4 5 6 7

Medications

Medication	Reason	Instructions
Aspirin	Headaches	Please get medication with food

[Add Another Medication](#)

+ Add comments about your child's medications.

Over the Counter Medication

The following medications are stocked in the health center. Can Johnny take the following medications? All None

Name	Reason	Permission
Aspirin	This medication is also used to reduce fever and to relieve minor aches and pain due to the common cold or flu.	<input type="radio"/> Yes <input type="radio"/> No
Combination (C) antihistamine (C) decongestant	Provides relief of seasonal allergy symptoms such as watery eyes, runny nose (rhinitis), itching eyes, and sneezing. It is also used for hives.	<input type="radio"/> Yes <input type="radio"/> No
Topical Anesthetic (Topical Anesthetic)	Used to treat head lice.	<input type="radio"/> Yes <input type="radio"/> No
Poison Ivy Treatment (Topical Treatment)	Used to treat itching, skin rash, oozing, or other irritation caused by insect bites or by coming into contact with poison ivy, poison oak, or poison sumac.	<input type="radio"/> Yes <input type="radio"/> No
Topical Antipruritic (Topical Antipruritic)	Relieves itching associated with common cold, allergic reactions and insect bites, including poison ivy, poison oak, or poison sumac.	<input type="radio"/> Yes <input type="radio"/> No

I have carefully reviewed the over the counter medication restrictions, and confirm that the information above is correct.

+ Add comments about your child's medications over the counter.

Instructions for Minor Health Issues

Constipation:

Cough:

Diarrhea:

Headache:

Menstrual Cramps:

Nausea/ Stomach Issues:

Rashy Skin:

Sore Throat:

Stomach Ache:

Sunburn:

+ Add comments about your child's minor health issues.

[Back](#) [Continue](#)

[Save for Later](#) Save your work and complete the Health Form at a later time.

24. Fill out **Immunizations-** Check off that you will send child's immunization information, fill out **Diseases**, then Click Continue

News My Account | Help | Log Out

Health Form

for Johnny Test, 2018 Season

1 2 3 4 5 6 7

Immunizations

I attest that all my child's immunizations required for school are up to date.

Johnny has not received any immunizations.

[PDF](#) If you don't have your immunization information now, print [this PDF](#) and return it to camp.

I will send my child's immunization information to Salvation Army Camp Tecumseh.

+ Add comments about your child's immunizations.

Diseases

Disease	Test Date	Results
Tuberculosis	XX/XX/2016	<input checked="" type="radio"/> Positive <input type="radio"/> Negative <input type="radio"/> Not Tested

Has Johnny had any of the following? If yes, indicate the approximate date of last occurrence.

Disease	Approximate Date	Never had any of the following
Chicken Pox	XX/XX/2016	<input type="checkbox"/> Never had Chicken Pox
German Measles		<input type="checkbox"/> Never had German Measles
Hepatitis A		<input type="checkbox"/> Never had Hepatitis A
Hepatitis B		<input type="checkbox"/> Never had Hepatitis B
Hepatitis C		<input type="checkbox"/> Never had Hepatitis C
Measles		<input type="checkbox"/> Never had Measles
Mumps		<input type="checkbox"/> Never had Mumps
H1N1		<input type="checkbox"/> Never had H1N1

+ Add comments about diseases your child has had.

[Back](#) [Continue](#)

[Save for Later](#) Save your work and complete the Health Form at a later time.

25. Read all **Terms and Conditions**, sign by checking off the box and typing in Parent name and click Submit

The screenshot shows a web browser at the URL tecumseh.campintouch.com. The page is titled "Health Form" for Johnny Test, 2018 Season. It features a progress bar with steps 1 through 7, where step 7 is highlighted in green. A yellow banner says "Tell us if we have overlooked anything about Johnny's health." Below this is a "Terms and Conditions" section with a text box containing a permission statement. A checkbox is checked, with the text: "By my signature I affirm that this health history is correct and complete to the best of my knowledge and that I have read, understood and agree to the Terms and Conditions specified in this form." The signature field contains "Esther Test" and the date field contains "04/13/2018". At the bottom, there are "Back" and "Submit Health Form" buttons, and a "CampMaster" logo.

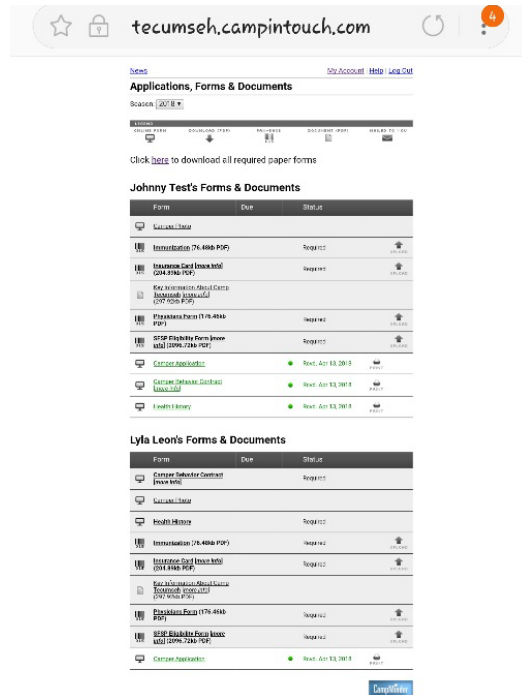
26. You'll get confirmation that the **Health Form** has been submitted.

The screenshot shows the same website, tecumseh.campintouch.com, displaying a "Thank You!" message. The text reads: "Your Health Form has been submitted successfully. Please log back into your Campintouch page to upload the Physician's form, Immunizations form and a copy of your insurance card. Please return to the [Applications, Forms & Documents](#) page to print and review the completed form." The page also includes navigation links for "News", "My Account", "Help", and "Log Out".

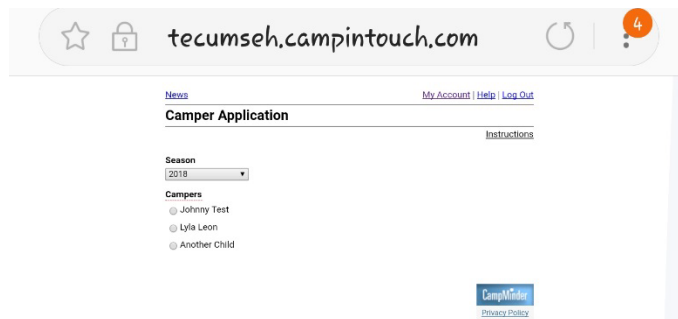
27. Go back to **My Account**, click on **Forms & Documents**.

The screenshot shows the "My Account" dashboard on tecumseh.campintouch.com. The dashboard is organized into several sections: "Forms Dashboard" with a "Forms & Documents" link; "Your Camper" with a "Camper Application" link; "Your Family" with an "Update Addresses/Phone Numbers" link; "Your Account" with a "Login Details" link; and "Online Community" with a "News" link. Each link is accompanied by a small icon and a brief description of the action.

28. You will notice your **Health History Form** will be highlighted in **Green**.



- If you will be applying for additional children in your household, please click on My Account.
- Click on Camper Application, then choose Season 2018.
- You will see the name (s) of the child (children) already registered, then select Another Child. Repeat Steps 7-28.



29. Once you have registered all children in your household, Click **My Account**.
30. Click **Forms & Documents**
31. Click: Click **HERE** to download all required paper forms.
32. Click **Open** with **Adobe Acrobat Reader DC**, and Click **OK**

You will see all of the forms necessary for each camper. Each form has the child's name and the specific barcode for that camper. Click **Print** to print all of the documents for the entire household.

Necessary Forms to be printed for Each Camper:

1. Immunization Form
2. Health Insurance Form
3. Physician's Examination
4. USDA Cover Sheet/ SFSP Eligibility Form (2018 Summer Food Service Program)

****** Please double check you have printed out all necessary forms for each child. As you can NOT use one set of forms for all children. ONE SET OF FORMS PER CHILD.**

THE BARCODE ON THE FORMS ARE FOR EACH CHILD AND THEIR RECORD.

Complete and Fax All documents to 1 (908) 735 – 5263

Important Information:

- Each printed out document will include a barcode number specific to each child registered. When the document is faxed to this number it will be automatically uploaded to your child's application.
- You may also scan and upload the documents directly into your child's online application.
- After faxing in all documents you can log in to your account to see that all documents have been uploaded. All received and uploaded documents will be highlighted in **Green**.
- Once the Filed Representative has received all of the necessary documents and your application is complete, your child's application will be reviewed and considered for **Enrollment**.
- **You will be notified when your child has been Enrolled.**